



TELECONFERENCE BOARD MEETING NOTICE AND AGENDA

Date: Thursday, April 14, 2022
Time: 10:00 a.m. to 5:00 p.m. (or until the conclusion of business)

The Osteopathic Medical Board of California will hold a public meeting via WebEx Events. To participate in the WebEx Events meeting, please log on to this website on the day of the meeting:

<https://dca-meetings.webex.com/dca-meetings/j.php?MTID=m2f64201c45386b695cd251422318676a>

Instructions to connect to the meeting can be found at the end of this agenda. Members of the public may but are not obligated to provide their names or personal information as a condition of observing or participating in the meeting. When signing into the WebEx platform, participants may be asked for their name and email address. Participants who choose not to provide their names will need to provide a unique identifier such as their initials or another alternative, so that the meeting moderator can identify individuals who wish to make public comment; participants who choose not to provide their email address may utilize a fictitious email address like in the following sample format: XXXXX@mailinator.com.

TELECONFERENCE MEETING LOCATIONS

Department of Consumer Affairs
1747 North Market Blvd
Hearing Room
Sacramento CA 95834

College of Osteopathic Medicine of the Pacific
309 E Second St.
Health Education Center 1st Floor, Classroom D
Pomona CA 91766

Avia Billing and Consulting
4640 Lankershim Blvd., Ste 105
Toluca Lake CA 91602

Division of Investigation – HQIU
12750 Center Court Drive, Suite 750
Cerritos, CA 90703

San Mateo Medical Center
222 W 39th Ave
San Mateo CA 94403

AGENDA

Discussion and possible action may be taken on any items listed on the agenda, and items may be taken out of order to facilitate the effective transaction of business.

OPEN SESSION

1. Call to Order and Roll Call / Establishment of a Quorum

2. Public Comment on Items Not on the Agenda

The Board may not discuss or take action on any matter raised during this public comment section except to decide whether to place the matter on the agenda of a future meeting. (Government Code sections 11125, 11125.7(a).)

3. Review and Possible Approval of Minutes of January 20, 2022, Teleconference Board Meeting

4. Petition for Early Termination of Probation, Alma L. Dehdashti, D.O., 20A 13921

5. Petition for Early Termination of Probation, Amy L. Seinfeld, D.O., 20A 10343

CLOSED SESSION

Pursuant to section 11126(c)(3) of the Government Code, the Board will meet in closed session for discussion and to take action on disciplinary matters, including the above petitions.

RECONVENE IN OPEN SESSION

6. Budget Update – William Loyd, Budget Office, Department of Consumer Affairs (DCA)

7. DCA Update – Carrie Holmes, Deputy Director of Board and Bureau Relations, DCA

8. BreEZe Presentation – Tom Jurach, BreEZe Lead Business Integration Analyst, DCA

9. National Board of Osteopathic Medical Examiners (NBOME) Update– John R. Gimpel, D.O., MED – President and CEO, Douglas Murray, Esq, General Counsel

10. Executive Director's Report – Mark Ito

- Licensing
- Staffing
- Website
- Regulations Status Update
- COVID-19 Update
- Enforcement Report – Corey Sparks

11. Discussion and Possible Action on Pending Legislation:

A. 2022 Legislation

- [AB 225](#) (Gray) Department of Consumer Affairs: boards: veterans: military spouses: licenses
- [AB 1604](#) (Holden) The Upward Mobility Act of 2022: boards and commissions: civil service: examinations: classifications
- [AB 1636](#) (Weber) Physician's and surgeon's certificate: registered sex offenders
- [AB 1662](#) (Gipson) Licensing boards: disqualification from licensure: criminal conviction
- [AB 1733](#) (Quirk) State bodies: open meetings
- [AB 1954](#) (Quirk) Physicians and surgeons: treatment and medication of patients using cannabis

- [AB 2055](#) (Low) Controlled substances: CURES database
- [AB 2098](#) (Low) Physicians and surgeons: unprofessional conduct
- [SB 1031](#) (Ochoa Bogh) Healing arts boards: inactive license fees
- [SB 1237](#) (Newman) Licenses: military service
- [SB 1365](#) (Jones) Licensing boards: procedures

B. 2022 Legislative Proposals

- Proposal Related to the Elimination of the OMBC's Prorated Licensure

12. Future Agenda Items

13. Future Meeting Dates

14. Adjournment

For further information about this meeting, please contact Machiko Chong at 916-928-7636 or in writing at 1300 National Drive, Suite 150, Sacramento, CA 95834. This notice and agenda, as well as any available Board meeting materials, can be accessed on the Board's website at www.ombc.ca.gov

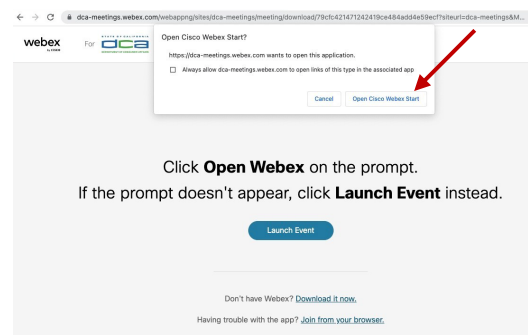
In accordance with the Bagley-Keene Open Meeting Act, all meetings of the Board, including the teleconference sites, are open to the public. Government Code section 11125.7 provides the opportunity for the public to address each agenda item during discussion or consideration by the Board prior to the Board taking any action on said item. Members of the public will be provided appropriate opportunities to comment on any issue before the Board, but the Board President, at his or her discretion, may apportion available time among those who wish to speak. Individuals may appear before the Board to discuss items not on the agenda; however, the Board can neither discuss nor take official action on these items at the time of the same meeting. (Government Code sections 11125, 11125.7(a).)

Board meetings are held in barrier free facilities that are accessible to those with physical disabilities in accordance with the Americans with Disabilities Act (ADA). If you are a person with a disability requiring disability-related modifications or accommodations to participate in the meeting, including auxiliary aids or services, please contact Machiko Chong, ADA Liaison, at (916) 928-7636 or e-mail at Machiko.Chong@dca.ca.gov or send a written request to the Board's office at 1300 National Drive, Suite 150, Sacramento, CA 95834-1991. Providing your request at least five (5) business days before the meeting will help to ensure availability of the requested accommodation. Requests should be made as soon as possible, but at least five (5) working days prior to the scheduled meeting. You may also dial a voice TTY/TDD Communications Assistant at (800) 322-1700 or 7-1-1.

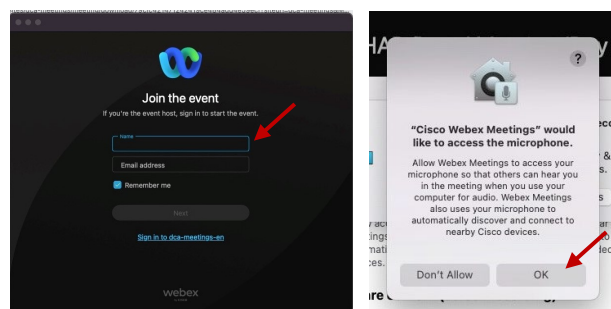
If joining using the meeting link

1 Click on the meeting link. This can be found in the meeting notice you received.

2 If you have not previously used Webex on your device, your web browser may ask if you want to open Webex. Click “Open Cisco Webex Start” or “Open Webex”, whichever option is presented. DO NOT click “Join from your browser”, as you will not be able to participate during the meeting.




3 Enter your name and email address. Click “Join as a guest”. Accept any request for permission to use your microphone and/or camera.



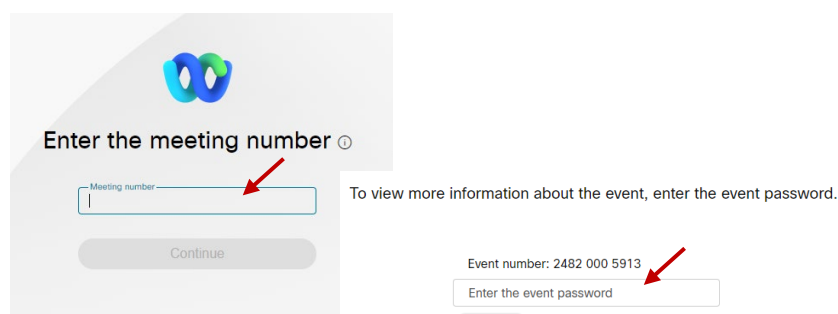
OR

If joining from [Webex.com](https://www.webex.com)

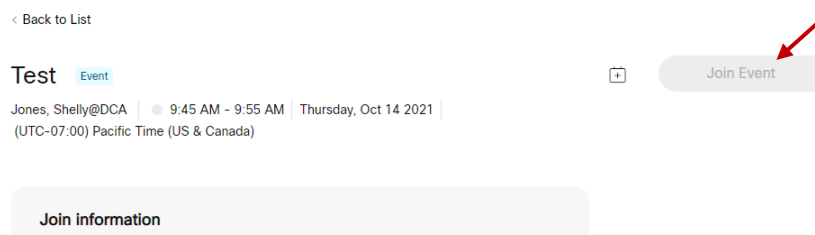
1 Click on “Join a Meeting” at the top of the Webex window.



2 Enter the meeting/event number and click “Continue”. Enter the event password and click “OK”. This can be found in the meeting notice you received.



3 The meeting information will be displayed. Click “Join Event”.



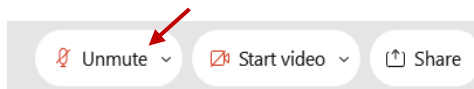
OR

Connect via telephone:

You may also join the meeting by calling in using the phone number, access code, and passcode provided in the meeting notice.

Microphone

Microphone control (mute/unmute button) is located on the command row.

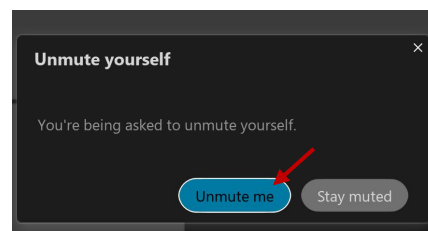


Green microphone = Unmuted: People in the meeting can hear you.



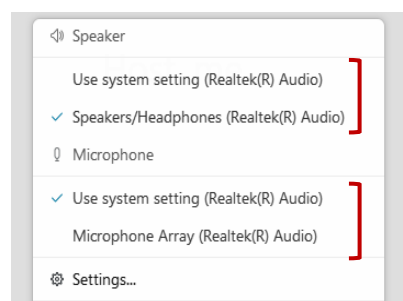
Red microphone = Muted: No one in the meeting can hear you.

Note: Only panelists can mute/unmute their own microphones. Attendees will remain muted unless the moderator enables their microphone at which time the attendee will be provided the ability to unmute their microphone by clicking on “Unmute Me”.



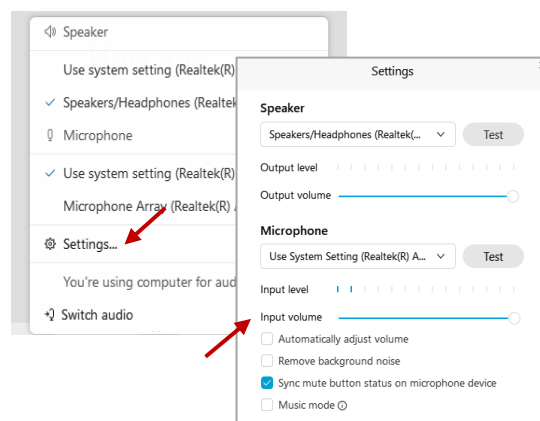
If you cannot hear or be heard

- 1 Click on the bottom facing arrow located on the Mute/Unmute button.
- 2 From the pop-up window, select a different:
 - Microphone option if participants can't hear you.
 - Speaker option if you can't hear participants.



If your microphone volume is too low or too high

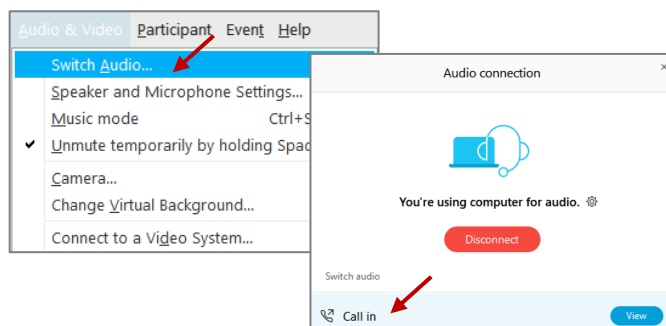
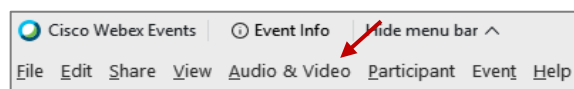
- 1 Locate the command row – click on the bottom facing arrow located on the Mute/Unmute button.
- 2 From the pop-up window:
 - Click on “Settings...”:
 - Drag the “Input Volume” located under microphone settings to adjust your volume.



Audio Connectivity Issues

If you are connected by computer or tablet and you have audio issues or no microphone/speakers, you can link your phone through webex. Your phone will then become your audio source during the meeting.

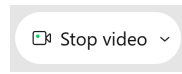
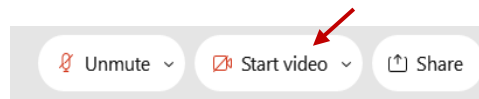
- 1 Click on “Audio & Video” from the menu bar.
- 2 Select “Switch Audio” from the drop-down menu.
- 3 Select the “Call In” option and following the directions.



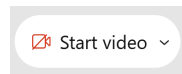
Web Camera

Only panelists (e.g. staff, board members, presenters) can access the web camera feature.

Camera control (Start Video/Stop Video button) is located on the command row.



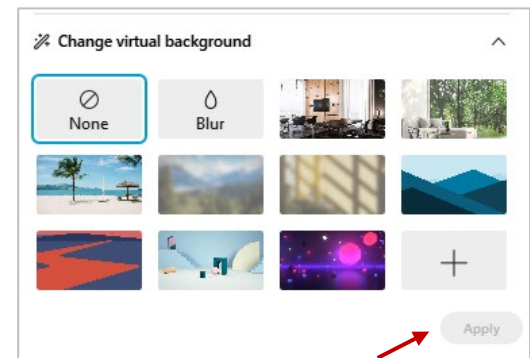
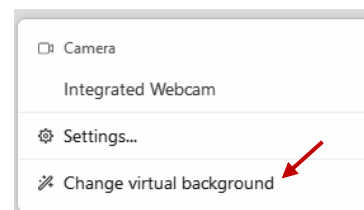
Green dot in camera = Camera is on: People in the meeting can see you.



Red dot in camera = Camera is off: No one in the meeting can see you.

Virtual Background

- 1 To access virtual backgrounds, click on the bottom facing arrow located on the video button.
- 2 Click on "Change Virtual Background".
- 3 From the pop-up window, click on any of the available images to display that image as your virtual background and click "Apply".



If you cannot be seen

- 1 Locate the command row – click on the bottom facing arrow located on the video button.
- 2 From the pop-up window, select a different camera from the list.

